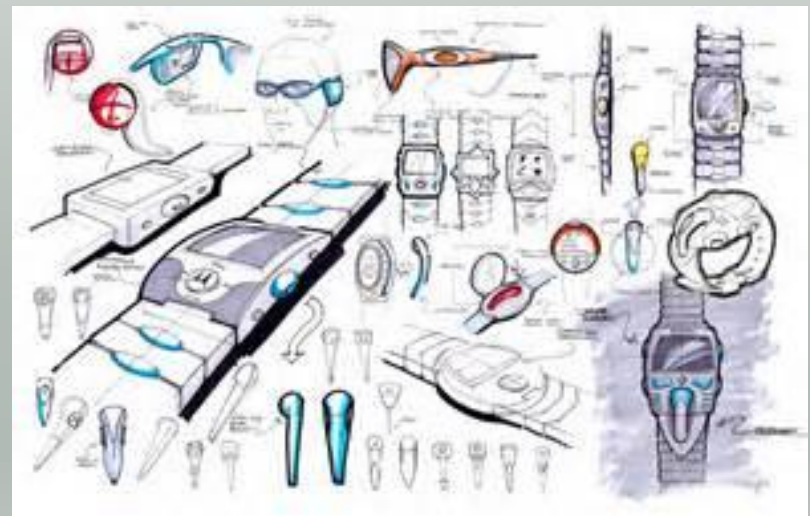


- **This induction session is your first lesson in Product Design**
  - You will be set some work to complete in the lesson
    - You will receive some extended study.
    - It is expected to take you at least 3 hours.



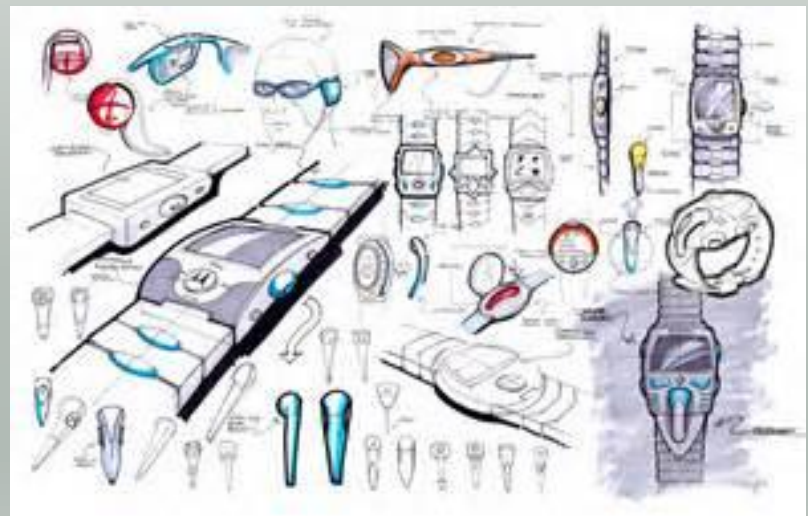
# Product Design

# The course

## Paper 1 Technical principles – 30%



## Paper 2 Designing and making principles - 20%

Controlled Assessment - Practical application of technical principles, designing and making principles - 50%



<https://www.youtube.com/watch?v=OkPHVTQrpRI>

# Projects



<https://www.youtube.com/watch?v=3tdr0-TwcDg>



# Ideas!

I have come to school today with my mug but have forgotten my spoon.



How do I mix my tea and milk?

Re-design the mug so I no longer need a teaspoon.  
You have 5 mins.



# Work of Designers

- <https://www.youtube.com/watch?v=PKbPPFqONH0>



# Introduction to Designers

**Eileen Gray**  
**Ray Eames**  
**Dieter Rams**  
**Ettore Sottsass**  
**Margaret Calvert**  
**Thomas Heatherwick**  
**Michael Graves**  
**James Dyson**  
**Philippe Starck**  
**Marianne Brandt**  
**Emma Silvestris**



# Task

1. Eileen Gray
2. Ray Eames
3. Dieter Rams
4. Ettore Sottsass
5. Margaret Calvert
6. Thomas Heatherwick
7. Michael Graves
8. James Dyson
9. Philippe Starck
10. Marianne Brandt
11. Emma Silvestris

Using the list of designers complete the following work for **One** designer.

1. Research the designer and their work. This can include lots of pictures.
2. Product Analysis – chose one design to analyse. Consider form and function.
3. Redesign the product you have analysed. Stating why you have changed any element of the design.

All this work should be completed on A3 paper. It will form part of your A- level work and should extend your knowledge of designers. This work should be handed in during the first week in September.

Good Luck.

