

Student Guide to Assignments on Teams

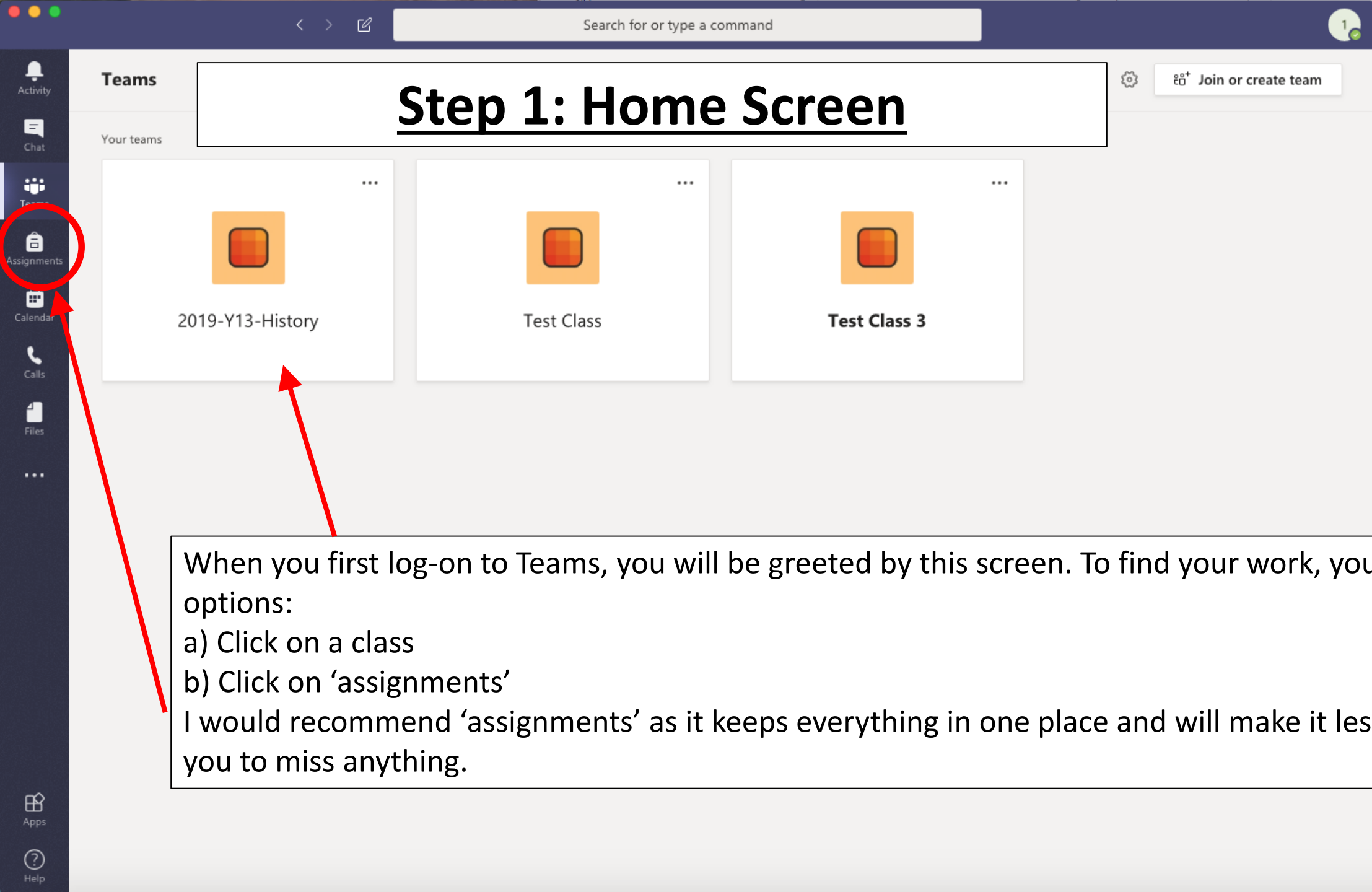


Rossett School

Success for everyone



Microsoft



When you first log-on to Teams, you will be greeted by this screen. To find your work, you have two options:

- a) Click on a class
- b) Click on 'assignments'

I would recommend 'assignments' as it keeps everything in one place and will make it less likely for you to miss anything.

Upcoming

Assigned (2)



Audio Test

Test Class • Due yesterday at 23:59



Interpretations Task from Week Three

Interpretations

2019-Y13-History • Due 20 March 2020 14:00

Overdue

> Completed

Step 2: Assignment Page

Assigned: Here you will find all of the assignments that you have not yet completed.

If an assignment is overdue because you have missed a deadline, then it will be clearly marked. All due dates can be found on this page too.

If you wish to look back at any assignments that you have completed - perhaps to check for the marks and feedback - then you should click on the 'completed' section.

< Back

Step 3: An Assignment



Hand in

Interpretations Task from Week Three [Interpretations](#)

Due 20 March 2020 14:00

Instructions

Use the Interpretations booklet from the History Department website to find 'Task Three' from 'Week Three'. The link is below and I have also attached the booklet in case you have lost your hard copy. Upload your answers here in a **WORD** document.

http://history.rossettschool.co.uk/uploads/6/4/2/6/64260523/usa_a2_interpretations_booklet.pdf

My work

usa_a2_interpretations_booklet.docx

+ Add work

Points
No points

Points

This will tell you if the assignment is worth numerical points. For example, if you are in a GCSE class then a teacher may wish to give you a mark from 1-9.

Resources

Underneath the assignment you will find any resources attached.

Add work and Hand In

DO NOT click 'Hand in' until you have uploaded your completed work by clicking on the '+ Add work' and uploading the relevant document.

Step 4: Completing and Uploading Your Work

The screenshot shows the OneDrive web interface. On the left sidebar, the 'OneDrive' button is highlighted with a red arrow. Below it, the '+ New File' option is also highlighted with a red arrow. At the bottom of the sidebar, the 'Upload from this device' button is highlighted with a red arrow. The main content area shows a list of files and folders. A red arrow points from the 'OneDrive' button to the 'Name' column header. Another red arrow points from the '+ New File' option to the 'New folder' entry in the list. A third red arrow points from the 'Upload from this device' button to the '20190606_104426000_iOS.MOV' file entry.

Name	Modified
Attachments	12 Oct 2017
New folder	11 May 2018
Notebooks	29 Jun 2018
20171012_120420000_iOS.png	12 Oct 2017
20190606_104417000_iOS.MOV	6 Jun 2019
20190606_104426000_iOS.MOV	6 Jun 2019
20190606_104451000_iOS.MOV	6 Jun 2019
20190606_110144000_iOS.MOV	6 Jun 2019
20190606_110540000_iOS.MOV	6 Jun 2019
20190606_110712000_iOS.MOV	6 Jun 2019
2431DC67-C447-41D8-9432-1FFEFF9468CE.MOV	6 Jun 2019
9C655A08-8E60-4884-B7C3-B468A20A0167.MOV	6 Jun 2019

When you click '+ Add work' you have several options but we will focus on three.

OneDrive

You all have a OneDrive account on which you can complete and keep your work.

+ New File

You can create a new file that will be created right into this homework. We will do this option.

Upload from this device

You can upload the file from whatever you are working on.

Step 5: Adding Work

OneDrive

+ New File

Link

Teams

Choose a file type

Word document

PowerPoint presentation

Excel spreadsheet

< Choose a different type

File name

Mr Otway's History Homework

Interpretations Task from Week Three [Interpretations](#)

Due 20 March 2020 14:00

Instructions

Use the Interpretations booklet from the History Department website to find 'Task Three' from 'Week Three'. The link is below and I have also attached the booklet in case you have lost your hard copy. Upload your answers here in a **WORD** document.

http://history.rossettschool.co.uk/uploads/6/4/2/6/64260523/usa_a2_interpretations_booklet.pdf

My work

Mr Otway's History Homework.docx

usa_a2_interpretations_booklet.docx

When you click '+ New File' you have the option of three different types of file.

When you have chosen your file, name it and it will be created straight into Teams, ready for you to edit.

You will see the file appear in the homework and you can click on it and begin editing.

When you have finished working on it, or if you want to stop and come back to it later, click 'close'.

End of westward expansion: From internet A year after the Oklahoma Land Rush, the director of the U.S. Census Bureau announced that the **frontier was closed**. The 1890 census had shown that a **frontier line**, a point beyond which the population density was less than two persons per square mile, no longer

Step 7: Handing it in

< Back

Interpretations Task from Week Three [Interpretations](#)

Due 20 March 2020 14:00


Points
No points


Instructions

Use the Interpretations booklet from the History Department website to find 'Task Three' from 'Week Three'. The link is below and I have also attached the booklet in case you have lost your hard copy. Upload your answers here in a **WORD** document.

http://history.rossettschool.co.uk/uploads/6/4/2/6/64260523/usa_a2_interpretations_booklet.pdf

My work

 Mr Otway's History Homework.docx ...

 usa_a2_interpretations_booklet.docx ...

+ Add work

Hand in

You can come back to your work on this page as many times as you like, editing and completing your assignment but when you have finished, you must click the 'Hand in' button at the top.

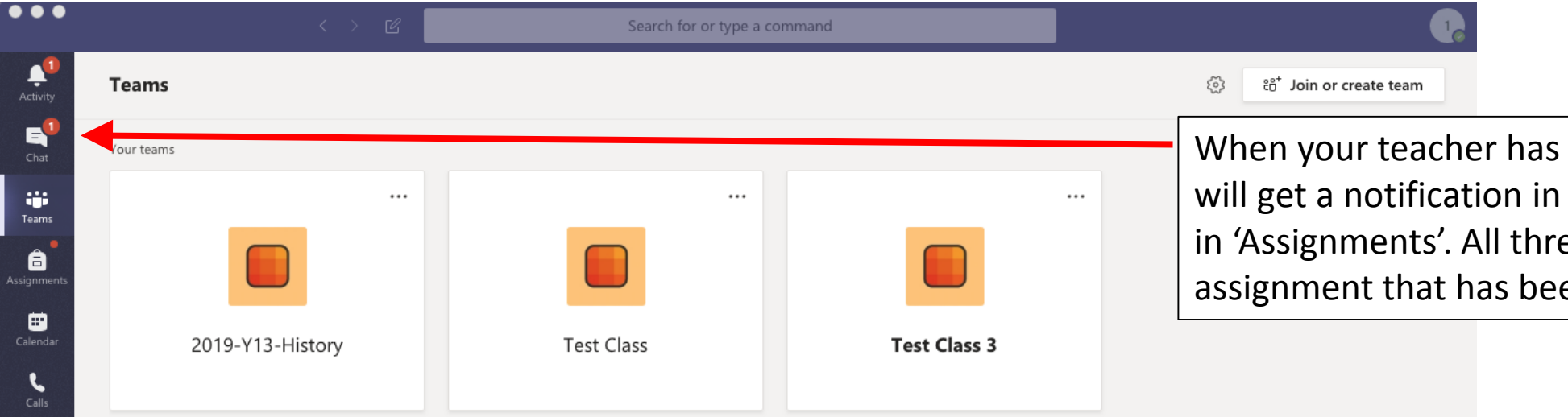
If you change you mind and want to add something later you can by clicking in the same place. The 'Hand in' button will have changed to 'Undo hand-in' (see below).



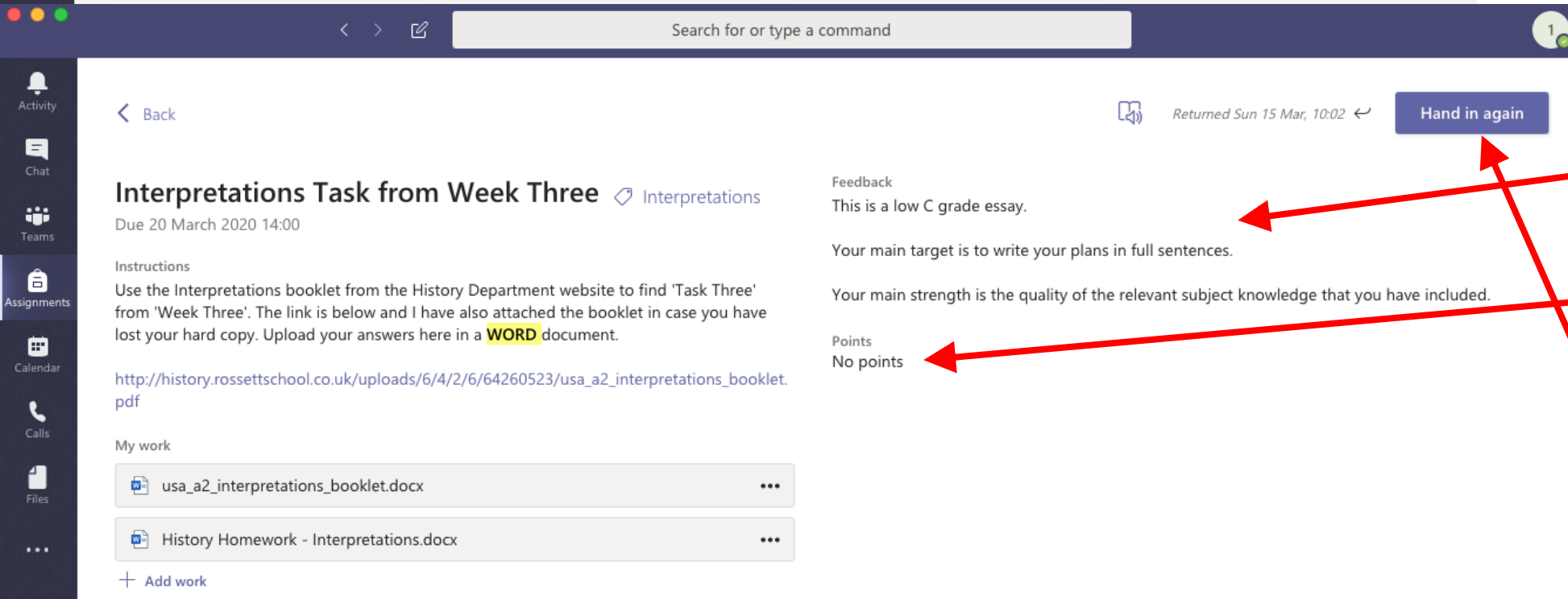
Handed in on Sat 14 Mar 2020 at 21:33 ✓

Undo hand-in

Step 8: Getting Feedback



When your teacher has marked the work, you will get a notification in 'Activity', in 'Chat' and in 'Assignments'. All three will direct you to the assignment that has been marked



When you click on the assignment, you will be able to see the feedback.

You will also see points you have been awarded, if the assignment has points.

And, if you have been asked to do some green pen improvements, then you are able to 'Hand in again'.

Step 9: Getting Detailed Feedback

If you click on a document that you have worked on, a teacher might have added detailed feedback. You will immediately be able to see what teachers have highlighted, but you won't be able to see their comments unless you click the little speech bubble.

When you have clicked the little speech bubble, you will be able to see the comments open on the right of the document and even reply to them if you wish.

Notes:

Accidental empire, trade with Britain, Evans 1998/ Hawaii had become dependant on USA for trade, especially sugar. 3000 US sugar growers in a population of 90,000.

Progressive, desire to improve lives. Removal of yellow fever in Cuba. Export of American values. Wanted to create countries in its own image. Missionaries first people to places like Hawaii and Philippines, then colonists followed. COUNTERED by Hawaii, sending in troops to put down rebellion 1891, debate about whether or not to annex (would it make US no better than imperial Europeans) then annexing it due to war with Spain anyway 1898. Cuba

Search for or type a command

Britain, Evans 1998/ Hawaii had become dependant on USA for trade, especially a population of 90,000.

lives. Removal of yellow fever in Cuba. Export of American values. Wanted to create missionaries first people to places like Hawaii and Philippines, then colonists followed. g in troops to put down rebellion 1891, debate about whether or not to annex an imperial Europeans) then annexing it due to war with Spain anyway 1898. Cuba in wouldn't grant them it. **Roosevelt Corollary – US to intervene** to prevent financial or political collapse in Latin America. Actually used it/also used it to force Latin American countries to pay off loans borrowed from USA.

Need for markets: Nail Ferguson stressed economic motive due to depression of 1893, needed to stimulate growth and trade. (counter – Open Door with China, equal rights with all countries to trade with China? Refer back to huge amounts of trade with Britain.) Slightly different could be need for resources e.g. sugar in Hawaii? Carl Degler writing in 1950s thinks economic reasons for Spanish War of 1898 due to depression of 1893 Other economic reasons, large sugar trade with Cuba. 1903 Treaty with Cuba made Cuba economically dependant on the USA and

Comments

New

Author ...
Please write you essay plans in full sentences
Reply...

Author ...
Good use of relevant evidence.
Reply...