


UCAS INFORMATION EVENING 2019




PRESENTATION EVENING

- ❑ Introduction**
- ❑ Presentation from York University**
- ❑ Overview of UCAS and the process at Rossett
Mr Foley**
- ❑ Apprenticeship Options**
- ❑ Any Questions**



DESTINATIONS


- 98% of last year's students are in Education, Employment or Training.
- 71% of last year's students secured a place at university or college. An increasing number of students progress to the elite universities (Russell Group and Sutton Trust).
- 8% of students took up an apprenticeship
- 19% of our students started an entered full time employment.
- A small number of students have taken a gap year.



UCAS TARIFF



- Universities and colleges started using the new tariff in September 2017. The new Tariff is simply a different set of numbers to describe grades.
- Only about one third of courses have entry requirements expressed in tariff points – the rest use grades.
- The numbers are much lower than before, for example, an A level grade A* gets 56 points in comparison with 140 before. The value of the A level is the same, but universities will just use lower tariff numbers than in previous years.
- Just because a qualification is on the Tariff, it doesn't mean a university or college will accept it. Therefore it is really important to check the course entry requirements.
- www.ucas.com/advisers/guides-and-resources/tariff-2017



ACTIVITY – YOU HAVE 3 MINUTES!

- Using the new tariff points, calculate the points for students who achieve the following grades:
- 1. Maths: A*, Physics A*, Further Maths A
- 2. Maths: A, Biology: B, Chemistry: B, AS French: C
- 3. BTEC Sport (Double) : Distinction & Merit, Media: C
- 4. Psychology: B, Sociology: C, Spanish: C,



Tariff Table

A level	AS level	New Tariff points	BTEC Double (2 A Levels)	BTEC (1 A Level)	BTEC (1 AS Level)	Extended Project Qualification
		168				
		160				
		152				
		144				
		128				
		112	D*D*			
		104	D*D			
		96	DD			
		80	DM			
		64	MM			
A*		56		D*		
A		48	MP	D		
B		40				
C		32	PP	M		
		28			D*	A*
D		24			D	A
	A	20				B
E	B	16		P	M	C
	C	12				D
	D	10				
		8			P	E
	E	6				

ANSWERS

- Using the new tariff points, calculate the points for students who achieve the following grades:
 1. Maths: A*, Physics A*, Further Maths A **160**
 1. Maths: A, Biology: B, Chemistry: B, AS French: C **140**
 2. BTEC Sport: D,M, Media: C **112**
 3. Psychology: B, Sociology: C, Spanish: C, EP B **124**




COURSES AND INSTITUTIONS ON UCAS APPLICATION

- **Five choices**, no order of preference.
- Not advisable to choose very differing courses as the **same personal statement is sent to each university**.
- Each **university does not 'see' your other choices**.
- For **Oxford or Cambridge you must apply by 15th October** and can add 4 choices at a later date.



UCAS PREDICTED GRADES / TARGET GRADES?

- All students have a target grade set at the top 25th percentile based on ALIS.
- This is what we would like students to aspire to achieve.
- The UCAS predicted grade is what we think students are going to achieve, it is often the same as their target grade.
- However, the UCAS grade can be higher or lower than a target grade – it all depends on progress in that subject and assessment results.



UCAS APPLICATION JOURNEY AT ROSSETT

1. Students research courses using unifrog and select five courses.



2. Complete UCAS application form online.



3. Complete a Personal Statement on unifrog.



4. Form Tutor / Sixth Form Team check the application and completes a UCAS reference.



5. If application is correct student will be told to pay and send.



STEP 1 - CHOOSING A COURSE

- Parental support and guidance.
- **Unifrog website**
- Websites www.ucas.com, www.ukcoursefinder.com.
- Personal research.
- A careers interview with Mrs Morgan.
- University Open Days and Prospectus.
- Links on Rossett School website.
- Family friends.



STEP 2 - THE APPLICATION FORM

- Complete online at www.ucas.com – students can complete different parts in different order.

Main sections are in the application form are :

- Registration
- Personal details
- Additional information
- Course choices
- Education (i.e. qualifications)
- Personal Statement

The screenshot shows the UCAS 2012 'apply' page for 'Choices'. The page has a header with the UCAS logo and '2012 apply' text. A navigation menu on the left lists sections: Welcome, Personal details, Choices (highlighted), Education, Employment, Statement, Reference, View all details, Pay/Bend, Help, and Options/Optionsnew. The main content area is titled 'Welcome > Choice summary > Choice details'. It includes a warning about saving information and a search tip. Below this, there are input fields for 'Institution code', 'Course code', 'Campus code', and 'Start date', each with a 'see list' button. The 'Further details' section shows 'Arch. Math' selected. At the bottom, there are radio buttons for 'Live at home while studying?' (Yes/No) and a 'Point of entry' dropdown. 'save' and 'cancel' buttons are at the bottom right. A footer contains links for 'About us', 'Terms & conditions', 'Privacy statement', and 'Copyright © UCAS'.

Administration and Deadlines

- ❑ **Register with UCAS** – Students will do this over the next two weeks and certainly before the summer holidays.
- ❑ **Complete the application form** - by 21 September (if Oxbridge, Dentistry, Medicine or Veterinary Medicine) or by 1 November (all other courses).
- ❑ **Add personal statement** - may need help from Form Tutor, parents and friends.
- ❑ **Checking** - provide Form Tutor with hard copy of UCAS application & completed 'golden' form to be given to Mr Foley / Mrs Grabham for checking.
- ❑ **'Pay & Send'** – We will check each students application form and students will be told to 'Pay & Send'. Payment must be by credit or debit card. £18 for one course, or £24 for multiple courses.



STEP 3 – PERSONAL STATEMENT

- It is a chance for students to 'sell' themselves – students should be honest but positive. They must not copy anything from the internet.
- UCAS uses software to detect plagiarism.

Help for students completing their personal statement is available from:

- **Unifrog support online**
- Personal statement workshops and Form Time.
- Form Tutor
- Sixth Form Team
- UCAS website, Parents, UCAS booklet, Open Days.



Personal Statement

- ❑ **What interests you about the subject?** Is there a 'story' behind the interest. What evidence is there that you are passionate about this subject? How have you tried to find out more?
- ❑ **Why you are suitable?** If applying to several different courses, it can be hard to make the personal statement fit them all properly - look for **common themes** and write about those.
- ❑ **Demonstrate maturity** by talking about positions of responsibility, volunteering, paid work or work experience.



EXPLAIN WHY THEY SHOULD CHOOSE YOU

- Provide evidence that they fit the bill – not only that they meet the selection criteria but also that they have researched the course or profession and understand what studying the subject will involve, and that they are prepared for this.

What are Admission Tutors looking for?

www.youtube.com/watch?v=fPoJK8gFMiY



Personal Statement continued

- ❑ Do your **hobbies, interests and social activities** help demonstrate suitability for the course?
- ❑ Try to link what you have done to qualities mentioned in the **entry profiles**. Perhaps also include **future plans** including the next stage of your life after university (but don't worry if not sure).
- ❑ **The personal statement must be original** and must not contain material copied from another source. Copying will be identified at UCAS and the universities and colleges informed. 47 lines or 4000 characters.



STEP 4 & 5 – FINAL CHECKS

4. Students will print their completed UCAS application form and UCAS 'golden sheet' for their Form Tutor.


5. Students will meet with Mrs Grabham or Mr Foley for a final check before the application and reference is sent to UCAS.



HINTS & TIPS



- Students need to start the process early – use the next few weeks and the summer holidays to research courses.
- Use **Unifrog**
- UCAS Points/Grades – are their course choices realistic?
- Balance of courses e.g. aspirational and insurance choice
- Research the entry requirements in detail e.g. GCSE English / Maths grade 7.



WHY APPRENTICESHIPS

- **Earn while learning. No student loans, no tuition fees, and, hopefully, no debt. Apprentices are paid a salary by The employer, and the government tends to cover the cost of the training for most young people.**
- **Choice. There are over 400 different types of apprenticeships . So whether you're hankering after a career in business, hospitality, accountancy, construction or sport, there's something for everyone.**
- **Apprenticeships offer a varied learning experience. Apprentices won't have to spend all of their days studying; most of the time they will be working at a company.**

Websites

www.unifrog.org

www.gov.uk – apprenticeships

www.notgoingtouni.co.uk



Apprenticeships

GET IN. GO FAR

